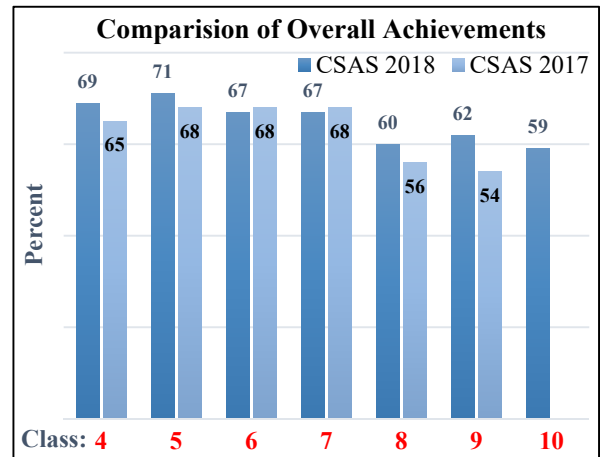


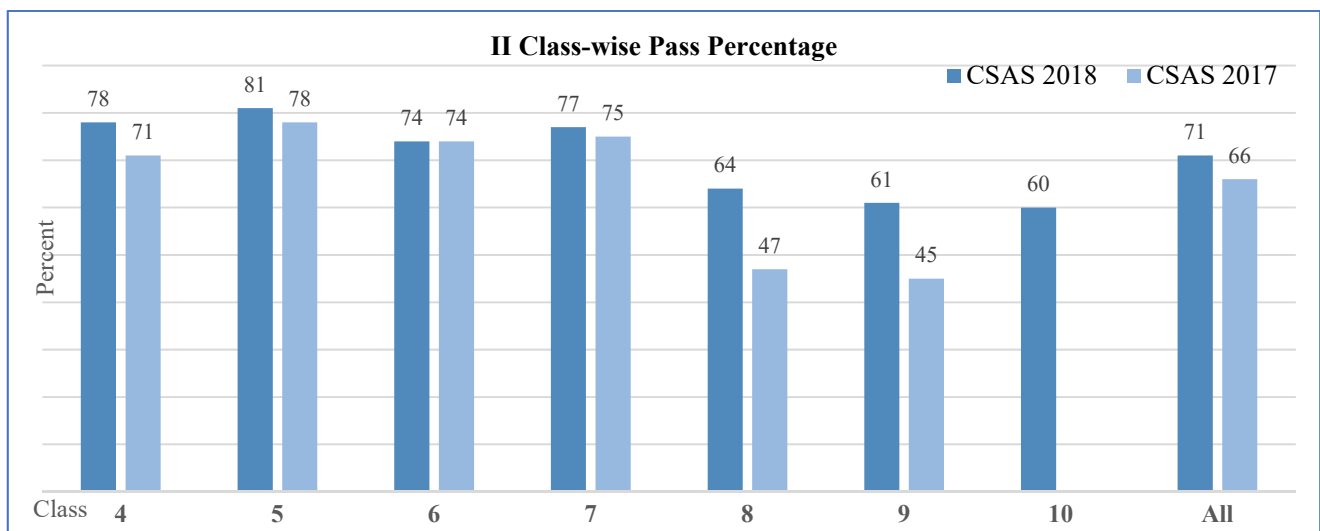
CENSUS BASED STATE ACHIEVEMENT SURVEY (CSAS) 2018 HAVERI DISTRICT ACHIEVEMENTS

I Class-wise and Subject-wise Achievements:

Subject / Class	4	5	6	7	8	9	10	All 2018	All 2017
Lang 1	71	66	70	72	68	74	68	70	67
Lang 2	67	70	68	70	55	52	48	62	61
Lang 3			66	63	59	64	52	61	63
Maths	69	72	64	64	64	62	56	65	64
EVS/Sci	70	75	67	64	56	51	60	64	60
SS			69	66	60	67	69	66	62
All - 2018	69	71	67	67	60	62	59	64	
All - 2017	65	68	68	68	56	54			63



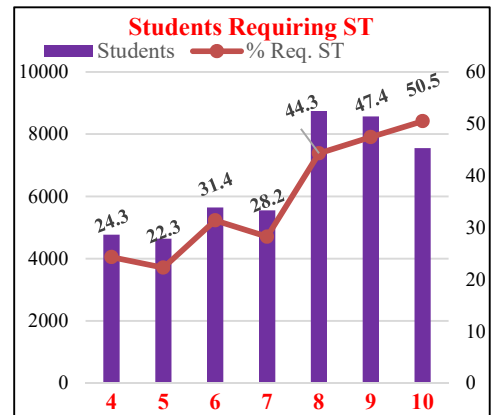
II Class-wise Pass Percentage



III Class-wise and Subject-wise Supplementary Teaching (ST):

Class	Students	L1	L2	L3	Math	EVS / Sci	SS	Sub Agg
4	4770	2061	2483	-	2196	1656	-	8396
5	4641	2553	2301	-	1766	1475	-	8095
6	5642	1869	2137	2264	2102	1727	1514	11613
7	5553	1406	1888	2059	2112	2039	1460	10964
8	8742	2068	3995	3590	2603	3809	2531	18596
9	8569	1120	5033	2698	2489	4159	1722	17221
10	7551	780	4282	3415	2201	2051	797	13526
Overall	45468	11857	22119	14026	15469	16916	8024	88411

Sub Agg.: Subjects Aggregate



IV Deficiencies in Competency Levels (< 40% listed below): Pl see "Competency List" file for details

Class/ Sub	Kannada	English	Maths	EVS/Sci	SS
4				EVS411, 419, 430	
5	KAN501, 506, 510		MATH516, 523	EVS524	
6			MATH602, 610	SCI608, 623	SS618
7	KAN709	ENG710	MATH704, 710, 713, 717	SCI709, 711, 723, 730	SS701
8	KAN811	ENG808, 817, 818, 828,	MATH805	SCI809, 810, 812, 816, 823	SS813, 814, 822, 826,
9	KAN911	ENG901, 913, 926, 930	MATH911	SCI902, 906, 916, 917, 918, 919, 921, 923	
10	KAN0123	ENG0104, 0105, 0110, 0112, 0114, 0116, 0117, 0125, 0126, 0127	MATH0106, 0117, 0118, 0120, 0123, 0124, 0126, 0128	SCI0112, 0116, 0121	SS0105, 0111